

Make Your Dreams Come True!

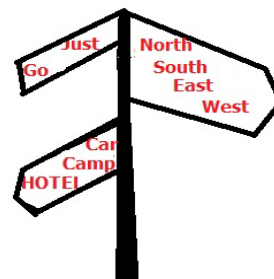


Hello, my name is Margaret and I love travel on my own. How about you? That's why you're receiving my free eBook, with many helpful hints, to enjoy. I would like to tell you about some incredible places I have been to and help you understand that travel does not have to be expensive. I would like encourage you to travel. Make this year's vacation **MAGNIFICENT!**

-**Of course** traveling with your loved one and not with a guide is the most comfortable way. You go and see exactly what you want to see. You can discover many unknown places and meet local people you will never forget. You can take unique pictures, not the ones staged for a typical tourist. This kind of travel saves you money and allows you to have a great experience.

- **Remember** travel on you own requires a lot of self-discipline and can be a lot of work, but with this helpful eBook, it will be easier to plan your trips. During planning and organize your trip you will learn about history, geography and language of your destination country. Traveling on your own gives you a sense of accomplishment and pride. Travel on your own is full of surprises and is fun. In addition, it is absolutely worth of all your efforts because the memories, wonderful photos from your trip will stay with you forever. **COULD YOU ASK FOR MORE?**

-**You can take** someone's experience and information, but you need to make them your own.



First find the place you want to go, according what you like to do the

most (hiking, swimming, scuba diving, visit, museums, so on).



You save a lot of money if you consider visiting two countries in one trip.

For example:

A. Europe (4-6 countries)	12-16 days
B. Curacao and Bonaire	10-14 days
C. Thailand and Bali	16-18 days
D. Greece and one island	14-16 days
E. New Zealand and Fiji	21-25 days
F. USA Colorado, Montana Vancouver, Victoria Island, Oregon	16-20 days
G. USA California, Nevada Utah, New Mexic	15-21 days
H. Hawaii 4 islands	21-26 days



Before you even start looking for airline ticket and accomodation, make a budget plan. Think how much money you can spend weekly to make your dreams come true (paying off credit card if you do not have enough cash to pay for your trip). You think it is hard. Try to save money by simple modification of your daily habits. Instead of buying coffee, make it home, this saves you at least a buck or two every day. Make your lunch at home instead of eating out. It might be just a couple dollars but it all adds up at the end of the month also. Add it up and it is at least 25\$ every week you could be saving. Consider going on a trip out of the pick season, (each season is pretty if you have happiness in your heart).



When you have all the info (visa requirement, customs, DL regulations, weather, attractions cost of accommodation, cost of food and cost of gasoline and some words in local language (good morning, thank you, yes /no, so on), you can write a plan for your trip.



It is important to decide which city is going to be your arriving city. Which is going to be a departure city, because you are only going to make reservation for your hostel, cottage, or campground for the first and last night of your trip. You want to see on your trip as much as possible, don't you? Therefore, if you book all place to sleep inn, you will be in a rush all the time. It is enough when for the rest nights you have addresses and direction for few places for the same night. It is good to have choice, in case that the chosen place has no vacancy. Therefore, when you finished your day's trip you stay for the night close to the place where you are, convenient enough to continue your journey in the next morning.

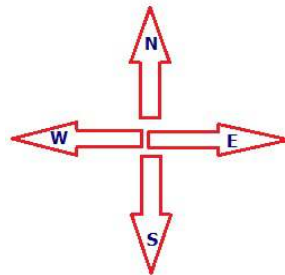


Now you are ready to make day-by-day plan. Write what you want to see.

For example: tourist attraction or hidden places, big cities, museums or only see the nature. Then find how much time you will need to drive from one spot to other. Then calculate how many days do you need for your trip.



Be flexible if you have to make change. This is your vacation, but keep in mind "all live is not enough to see what is worth to see, enjoy what you can see".



Now is the time to book your ticket online. Buying it 5-6 months in advance gives you a better deal. You will have time to pay it off (if you purchase it on a credit card), even before, you go to your trip. Some people saying "fly on Monday or Tuesday save you money" (this is less and less a true). It is depend on your situation. Sometimes is worth to pay some extra \$ and fly on Friday evening because this give you longer vacation. At work you start your vacation on Monday (business day), but you fly on Friday (do you remember)? Add Saturday and Sunday then ten business days (typical vacation) and weekend between and another on the end of your vacation and you will have sixteen vacation days. If you start your vacation on Friday and Monday next week will be a Holiday you will have one-day more. So play a little bit with holidays and weekends. Buy your ticket Monday- Wednesday night this save you money (never buy it on weekend).




There are good travel agents and airlines to buy your ticket:

Cheapoair.com and onetravel.com always have good fares and good customer service. Air New Zealand offers special online promotion (you buy a ticket with one stop for one price, for example. - NZ and stop in Fiji). Therefore, you can fly for two amazing places for the price of one. Pacific Sun is another very good airline. Price for airline ticket is Competitive. Delicious food is serving even on a short flight. They take the best care of passenger's if your flight is cancel. Southwest Airlines does not charge for your first or second checked bag. Booking airline ticket with Iberia Airlines when you fly to Europe gives you a good price. Alitalia Airlines and avacation.com has some good fares in Europe too. You can save some money when your flight has stops, a long waiting time between flights or you, arrive in the middle of the night. If the waiting time is very long, lock your luggage at the airport and you will have time to see one more place.



Sometimes it is better to buy two, three separate tickets for a long trip. Check prices for few cities in the country you go. For example, flight to Christchurch city is cheaper than flight to Auckland city (it is not important from which city you start your trip, if you want to see both islands). Sum up. Make your homework, Consider your flight out of the peak season, spend some time for looking, try different options and for sure you find the best deal for your flight.



Make reservation for rent a car in advance. Look for special deals.

The best policy and price you get when you make reservation online. The Enterprise, Alamo and Dollar Rent A Car give you a good price for rent a car in USA. In addition Alamo and Dollar Rent A Car have branches in many other countries around the world. You pay for rent a car on day you pick up the car. If you have to cancel your reservation for any reason it is **free of charge**.



Using a credit card, you have average 30 days to pay it off without interest. If you decide to pay for your rental car on day, you make reservation (it save some money), you will have 5- 6 months to pay it off (you pay some interest, but not a lot).



Easy rent a car at Auto Europe when you are going to Europe. You get a good price for a rent a car and excellent customer service. Additionally they have branches in other countries for example in Thailand. If you decide to go to Greece rent your car at greeka.com. They are the best. They meet you at the airport. You drop off your car in any parking spot, you will be able to find in Athens and they "carry" you to your hotel. This city has very heavy traffic and has many one-way streets. For sure, Athens is unfriendly for drivers.



You do not need a car in some countries: Fiji, Hawaii (Oahu, Kauai Islands). There is a good public transportation. Additionally in Fiji, you can easy get a cheap taxi. In some countries the only one way you can travel, is by taking tours (Bali). **Check out with** your own car insurance and with your credit card bank, most of them offer insurance coverage for a rental car. Discuss all details. Ask for particular country (some countries are not covered). Always precisely review your rental car agreement. Check out, you can drive on driver license from your country or you need an international driver license. Verify traffic side regulation.

- EUROPE** There are many countries and each has their own regulations. Make sure you can drive a rental car to any countries, because for some models are Restrictions. Watch out for "crazy" drivers in Italy and France. In some countries, you have to pay for highways. If you decide to see Capri (Italy), do not park your car far away from ferry. Go to the ferry port and park your car there. You save money. It is about 20-30 minutes walk to ferry port from the first parking you see and it is more expensive then this close to ferry.
- SWITZERLAND** All drivers respect speed limit. They are much discipline. Highways are free and roads are in very good condition.
- GERMANY** There are toll free highways and good condition roads. Watch out for drivers on the third line that is only for pass. Drivers drive on it much more over speed limit. On a highway, left lane has NO SPEED LIMIT.
- FRANCE** Have your eyes wide open when you drive near Triumph Arch. Be careful on the Paris circles. You can be easily confused and miss the exit you looking for.
- HAWAII** You need a car if you want to see everything on islands: Maui, Big Island. Be very careful when you take Hanna Road. There are very narrow roads and you need 4x4 car (dirt road). Drive with caution in Polihale State Park (Kauai). On the beach there is heavy sand; your car can easily be stuck.
- ISRAEL** Be aware, each car you rent has code that you need to know to start your car (look for it in your rental car agreement). Be aware for line "for bus only" when you drive to Old Jerusalem.
- CURACAO** Is situated 20 miles north o of Venezuela. You can easy rent apartment and rent a car at west@cura.net/louis (all in one).
- BONEIRE** To rent a car is very expensive. This is a small island and everything is near. If you decide to see the island, rent a car only for one day. It is enough to see everything.
- THAILAND** You will need a car if you want to see the whole country. The most interesting is Phuket you do not need a car there. There are cheap taxis and tree wheels motorbikes. Bangkok has a good bus transportation and cheap taxi, but arrange your price for ride before you go (simple you bargain). Most roads apart from Bangkok, have signs in Thai and English. Remember only some people speak English; however, if you need help they are very friendly.
- BALI** It is the best to rent a car with driver and let him know where you want to go

and for how many hours you want to rent the car. Therefore, you save money and time. Always arrange the price before the ride. Bali is not a very big island. However, on the road there is a heavy traffic. Only locals know the directions for many attractions. You need 2-3 hrs in one-way drive to destination.

N. ZEALAND

There is many rental car companies. Be careful. Some of them give a good price but they are monkey business. If you want to get a rental car to ferry you need permission. In N. Zealand is left hand traffic. It is not mandatory to have a car insurance. Therefore some kiwi's drivers as they call themselves do not have one and drive anyway. Drive carefully. Read your rental agreement before you signs. Make sure you fill up your gas tank before" Forgotten World Highway". On the last gas station, you have to pay too much.

FIJI

On Viti Levu Island, you do not need a car. There is a good public transportation, but be aware of, locals say "Fiji Time". It means your bus could be late. Taveuni Island also has a public transportation but to go to some attractions you need a taxi that is inexpensive but you need always arrange price before a ride.

USA

This is the best country to travel by car. Highways are very well signed and it is easy to find exit you looking for.



An Accommodation Headache? Why? Do not spend a lot of money on it but a lot of time to find nice, clean and cheap cabin, cottage or camping. You're only going to sleep there. It is rather better spent the money on something you didn't see yet. You took a lot of effort to plan your trip. Because of this, you can't be lazy. If you looking for comfort, you left it home. Make reservation for the first and last night. Make good list of accommodation for the rest of the nights. You will have time each day (during driving, on your lunchtime, sometimes in the last moment) to decide where to stay for the next night. Take a tent on your trip, as if you were taking umbrella even on a partly cloudy day. Sometimes it could be your only possibility to sleep, if you really want to see a lot.

Hawaii

You think this place is too expensive. Check out www.dofunsam.com/hawii.html. and find all you need to now to go to Hawaii and do not pay a fortune. There are State Parks on each island. You need a permit to stay there. You can easy get it

online. Then you can sleep in tent and pay \$. All Hawaii Island are pretty. In such gorgeous places, you not going to stay in hotel- are not you. Therefore, I do not see a reason to spend a lot of money for expensive hotel.



Kauai "little Switzerland




Kauai what a view



Kauai



Oahu




Big Island



Maui sunrise



Maui craters



Pencil Urchin

ISRAEL

You can easily find good and inexpensive places to sleep in Jerusalem at hostelz.com



Old Jerusalem



Eilat Red Sea




Sea of Galilee

On the way from Dead Sea to Jerusalem there is the Sapir Park you can camp free. [http://my-country-israel.com/en/Jewish_National_Fund/South_\(Eilat\)/Sapir_Park](http://my-country-israel.com/en/Jewish_National_Fund/South_(Eilat)/Sapir_Park). In addition, on any of the beaches, you can camp free.

CURACAO

you find nice and cheap places to sleep. All in one price (a hotel and rent a car) at <http://www.allwestcuracao.com>



Sponge



Ray



Gorgonians

BONAIRE

It is known as paradise for scuba divers. You can easily reserve your room at <http://hamletoasisbonaire.com/> to stay 200m from the beach in Hamlet Oasis. In a dive shop, you can rent for a good price all equipment and dive every day.



West Indian Sea Egg



Bonaire - sunset from you window



Redfin Parrotfish

THAILAND You find a nice, clean room in Bangkok in Bansabai hostel www.bansabaihostel.com (a driver picks you at the airport even in the middle of the night and carries you to hotel). You can swim in the swimming pool, which is located on the hotel's roof. You will feel like the king for a little money in Katahill in Phuket www.hotelthailand.com/phuket/katahill/. You will live close to the beach, restaurants and the fantastic massage.



Bangkok Royal Palace



Japan from the plain



swimming pool on hotel's roof

BALI You will stay in a nice and cheap place in Kuta in Sayang Maha Mertha Hotel www.booking.com/hotel/id/sayang-maha-mertha.en.html?aid=311088;label=hotel-28419-id-8pbcZVGMtPi8gVnpTKIK9wS8204388963;ws=&qclid=CPqCo5COkK4CFU9ntgodgy3ahA . It is close to the the beach. In addition, close to restaurants and a good massage.



Bali Gate to the town



Bali Lilly flowers



Bali - under water



Bali Air Terjun Gitgit



Bali Seraya Beach



Bali Cacao fruit

NEW ZEALAND Visit www.dofunsam.com to find free maps, weather, airline ticket, all practical information you need to plan your trip. You find also the best Holiday Parks (in Christchurch, in TeAnau (2hrs drive to Milford) and more. In St. Joseph Village (close to Franz Josef Glacier) stay in Glow Worm Cottage <http://www.glowwormcottages.co.nz/>. Cottage is in a good location, has smart price and very friendly service. In Picton (close to ferry), there is Campervan Park. This park is family operate. The place is very cozy and clean. All info about this unique country you find www.newzealand.com/us/



N. Zealand Arthur Pass



N. Zealand Glow Worm Cave



N. Zealand Franz Josef Glacier



N. Zealand Tauranga Bay



N. Zealand Milford



N. Zealand what a color

FIJI

On Viti Lavu Island, you can stay in a nice and cheap place at Beachhouse. Make your reservation at <http://fijibeachhouse.com/> and you can sleep in a room or put a tent on camping. You can buy inexpensive food there too. You can go with them and see true Fiji's village. Then you taste traditional Fiji's drink-kava. You can rent a kayak, get a massage or just rest on a hammock. This is a wonderful place In addition, you will meet people you will always remember.



Fiji's Reefs from the plain



uncommon flowers



Taveuni -Blue Lagoon



Taveuni sunshine



There is more in Beachouse



Taveuni -rainbow

GREECE

In Athens, look for a hostel. In this city is a lot to see. You need a room only to sleep. You do not need an expensive hotel.



Pilos - sunshine



Thessaloniki



Kefalonia

Whatever you decide to go in Greece, you find a fine place to sleep. This is your choice, you want to sleep in \$-\$-\$-\$-\$ hotel, in \$-\$-\$ bungalow or under tent \$. Keep in mind Greece is a gorgeous country and there is lots to see. All day you will be out. Therefore, think twice before you spend a lot of money for accommodation. Halfway between Athens and Patra there is a friendly Istchamia Beach camping <http://www.campingisthmia.gr/>. Near Meteora you may stay in one of inexpensive hostels (see www.dufunsam.com) On Kafelonia Island, you can sleep well at nice camp <http://www.camping-karavomilos.gr/uk/>



Greece blooming olive's tree



Greece Cave Diros Mani

USA

You have a plenty of choice. To get a cheap motel, stay at least 60-100 miles from a popular attraction. There are many State Parks <http://www.stateparks.com/usa.html> having a cheap camping. Some of they

have even cabins.



Utah- Zion Canyon



Arizona -Antelope Canyon



Powell Lake

EUROPE

In Germany, halfway between Berlin and Munchen in Heinrichsruh there is Flair Hotel Luginsland <http://www.booking.com/hotel/de/flairluginsland.en.html#map> Price for a room is competitive. In the morning, you receive a very good breakfast.



France - Mont St. Michel



Austria

In Italy-, (Pompeii) there is wonderful Spartacus camping <http://www.campingspartacus.it/en/>. It is a very nice, inexpensive place close to Archeological Areas of Pompeii. In Switzerland a good place to stay is "Le Petit Bois" (Morges- Lake Geneva) <http://www.reisen-tcs.ch/travel/de/home/camping.html>. In Poland (mountains) you can stay in very nice mountain lodge <http://www.szyndzielnia.com.pl/>



Italy- Venice



Paris



Italy - Capri



Lake Geneva



France Triumph Archer



Poland Warsaw Lazienki Park



Poland Warsaw



Switzerland Gran San Bernard

There are some tips how to save money:

- ** Make your trip out of pick season.
- ** Buy your airline ticket and make the reservation for a car in advance.
- ** Go for two close countries on the same trip.
- ** Do not even look for expensive hotels you do not need them.
- ** Take a lot of good pictures. It is your treasure.

Take on your trip some basic food (cereal in some countries is very expensive), some canned food, some tea and coffee. Pack this to the language not to the carry one. Take a middle size plate and a bowl, a glass, some small plastic bags. Take a spoon, a knife kitchen a small board, a thermos (depends on the weather, you can have your own cold or hot green tea).

All above help you to prepare a healthy, inexpensive food. In the morning do, quick shipping. Buy some milk for breakfast (you brought cereal), some fruits, some tomato, a cucumber, a salad, a bread so on. You can cook some eggs before you live hostel, bungalow or camp. You can easy fry sausage in microwave (even on campground), wrap it in towel to keep warm. Then you can easy prepare a simple, inexpensive lunch or super.

Attraction in many places are very expensive, but before you go for your trip, look for those, which are free. For example in N. Zealand, you can go to Otago Peninsula Drive to see Penguin Place. Admission is \$40 per person, but you can see the same penguin free on the beach in Oamaru (after 6p.m). Believe me there are many free attractions everywhere. Of course, for some you have to pay or you do not see them. In every country, you can find beauty, which is free.

Do not buy gifts. You can easy make them from everything you find interesting on your trip (dry flowers, shells, sticks so on. **There are** some examples of what you can make as a gift. You can make those for your friends, family members or simple just for yourself.



shells from Florida, Bali, Phuket



all you need is dry flowers



and a little imagination



Bali - Shell's net



N. Zealand - bookmark
(dry flowers)



Greece- a necklace made
from dry leaves

If you really like to travel, do not wait any longer. Life is short.


Start to plan your vacation today. I know you not stay home this year. You can go, explore and see the magnificent places I have been.

I believe all this information will help you. I know you find the courage to go explore and see the beauty of the world.

Make your dream come true today!

**"When the world says" give up"
Hope whisper"tries it one more time"**

If have any question email me dofunsam@yahoo.com



copyright c 2011

